

Module 5:

Incident and emergency response procedures



Start Module 

Module objectives

At the end of **Module 5: Incident and emergency response procedures**, you will be able to:

List safety tips to prevent incidents and injuries

Explain what to do in the event of an exposure

Explain what to do in the event of a spill



How can you prevent incidents and injuries?

SAFETY NOTICE BOARD



Replay 

« Prev Page

Next »

What should you do in the event of an exposure?

Always follow your workplace procedures.

Click on each type of exposure to find out more.



What should you do in the event of an exposure?

Always follow your workplace procedures.

Click on each type of exposure to find out more.



What should you do in the event of an exposure?

Always follow your workplace procedures.

Click on each type of exposure to find out more.



Follow these general steps:



What should you do in the event of a spill?

Follow the relevant procedures at your workplace.

Click on each type of spill to find out more.



What should you do in the event of a spill?

Follow the relevant procedures at your workplace.

Click on each type of spill to find out more.



Follow these general steps:



Replay 

« Prev Page

Next »

What should you do in the event of an exposure?

Follow the relevant procedures at your workplace.

Click on each type of spill to find out more.



Replay 

« Prev Page




Next »

Module Summary



Congratulations! You have completed Module 5.

You should now be able to:

-  List safety tips to prevent incidents and injuries
-  Explain what to do in the event of an exposure
-  Explain what to do in the event of a spill

You can now return to the home page and move on to the last module which is the **course summary**.



Replay 

« Prev Page

Finish »